

National Statistics of Embryo Transfer Activity Reported in Europe 2021




AETE

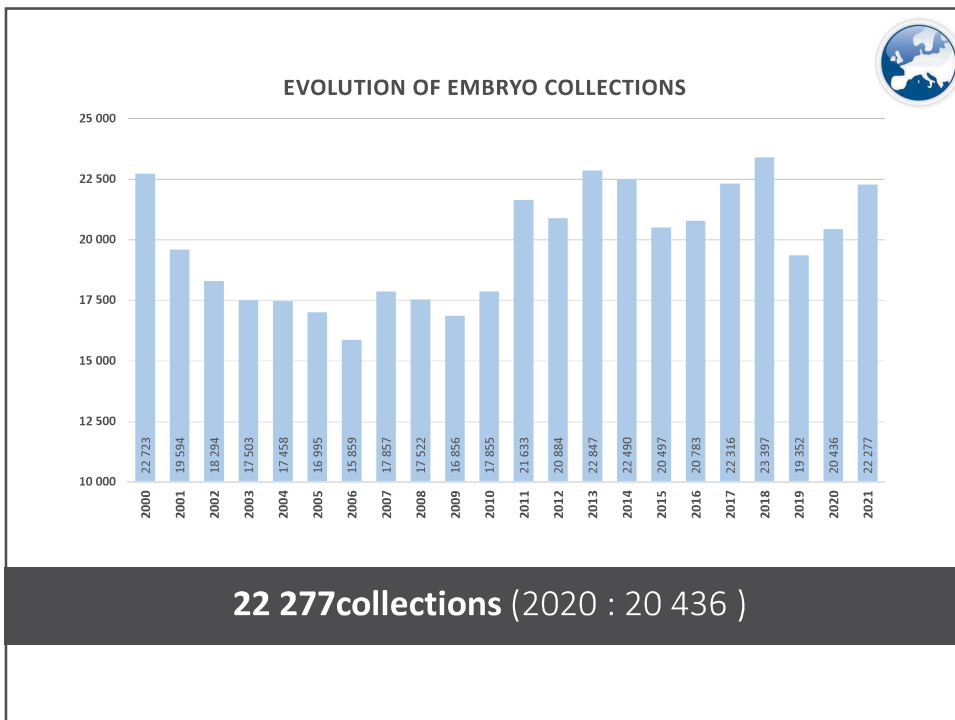
Association Européenne des Technologies de l'Embryon
Association of Embryo Technology in Europe

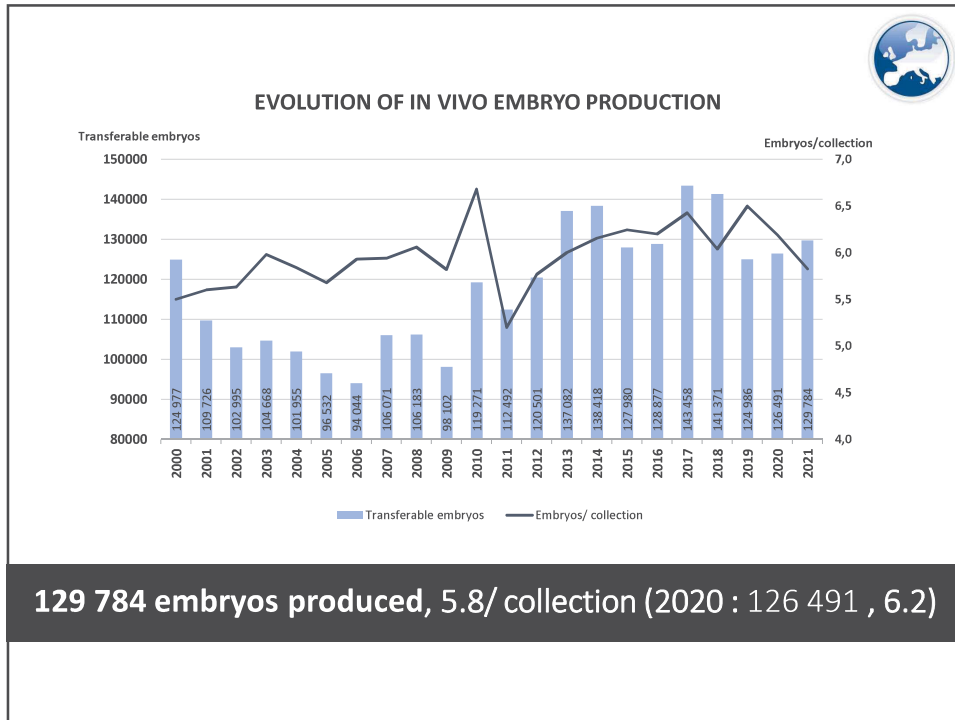
To Introduce
year 2021

- Year of data collection : 2021
- No answer from (We are looking for data collector)
 - Bosnia Herzegovina
 - Croatia
 - Ireland
 - Macedonia
 - Turkey
- Countries without data available or activity :
 - Hungary
 - Israel
 - Slovakia
 - Ukraine



Bovine *In vivo* embryo production





Switzerland exits from the top 10

Top 10 countries
(sorted by no. of collections reported)

Country	Collections	
France	↗ 6 347	28%
Germany	↗ 4 580	21%
Netherlands	↗ 2 627	12%
Italy	↘ 2 370	
Russian Federation	↘ 888	
United Kingdom	New ! 879	
Denmark	↗ 869	
Belgium	↘ 665	
Austria	↗ 537	
Finland	↗ 463	

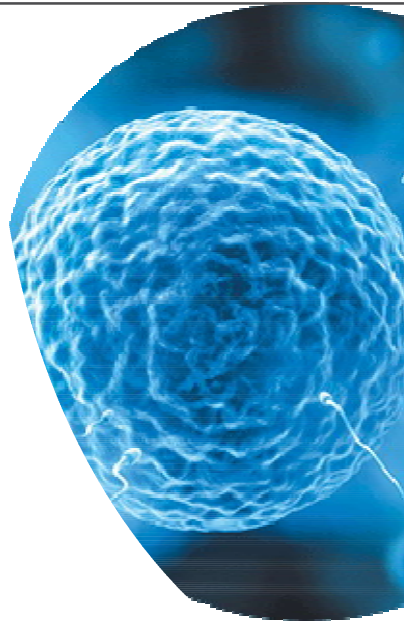
Breed, semen type

Breed distribution:

- 81 % of collections on dairy breeds
- 19 % of collections on beef breeds (France, Belgium, Russian Fed., Germany)

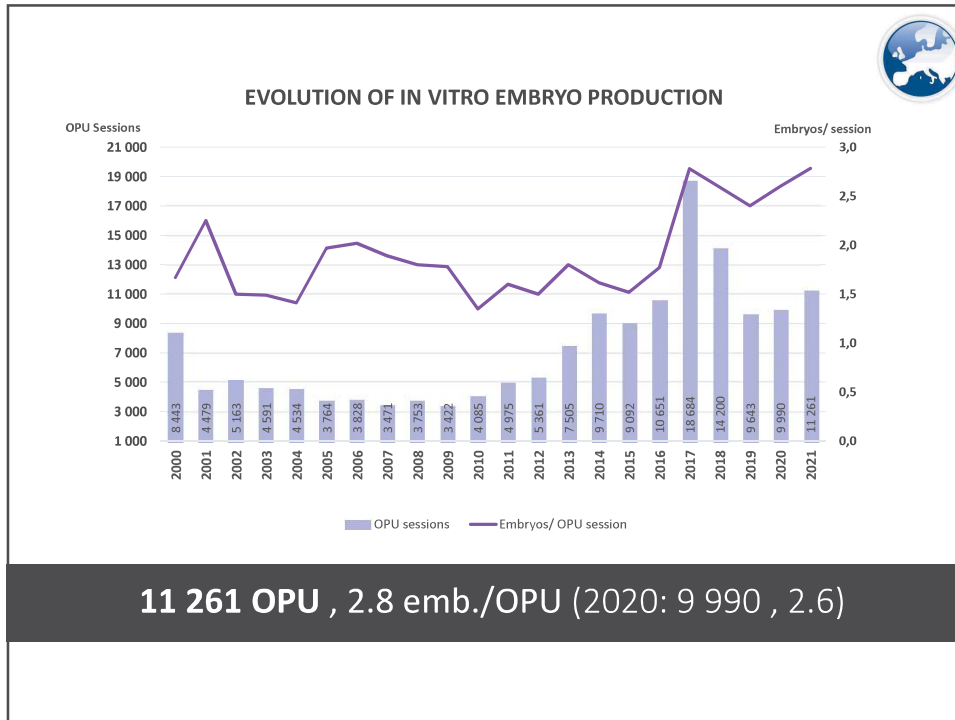
Sex-sorted semen:

- Reported by 11 countries
- Reported to be used in **12 %** of all collections



Bovine *In vitro*
embryo production





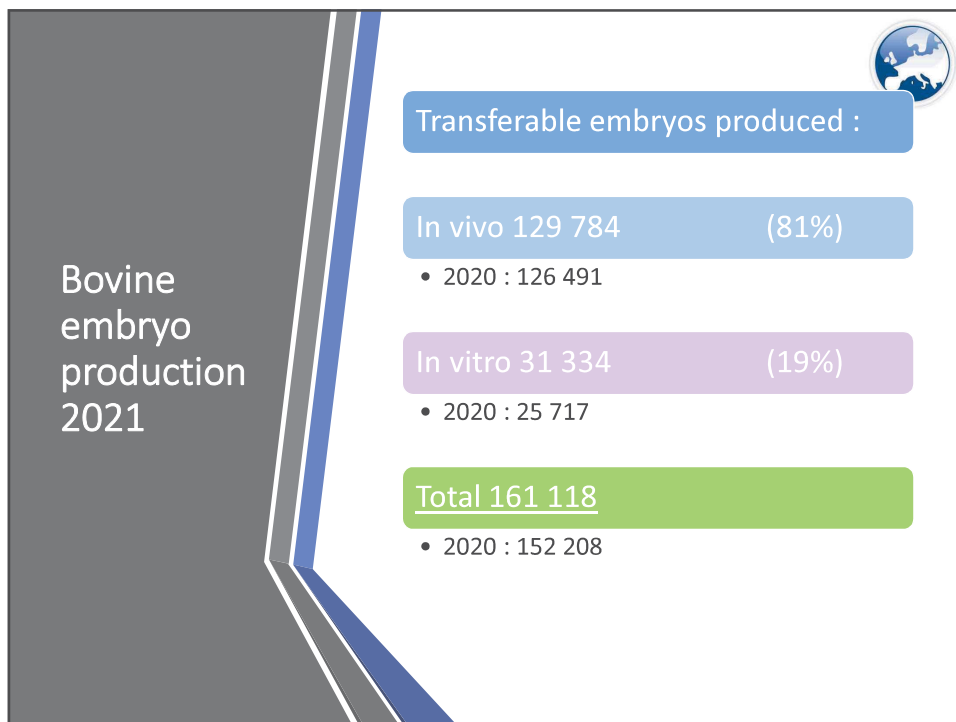
Top 10 countries
(sorted by no. of OPU reported)

Country	OPU Sessions 2020	Difference to 2020
Netherlands	5 694	+ 4 %
Germany	2 339	- 6 %
France	1 325	+ 68 %
United Kingdom	720	New
Finland	700	+12 %
Switzerland	483	+ 475 %
Poland	146	100%
Spain	117	-15%
Italy	111	-39 %

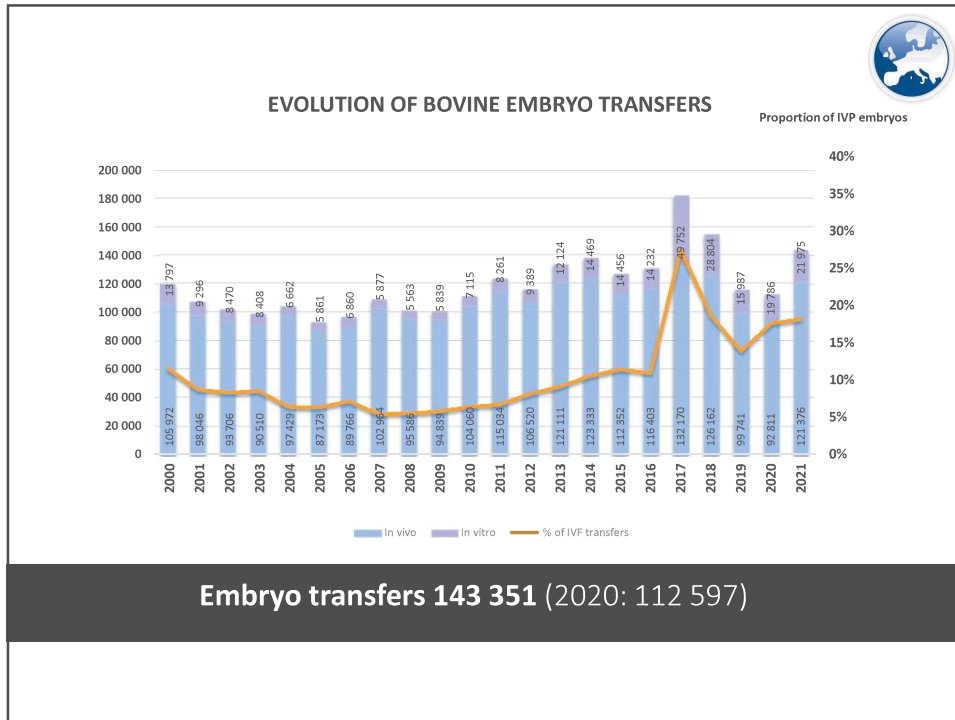
51%

21%

12%



**Bovine embryo transfer
In vivo & In vitro**

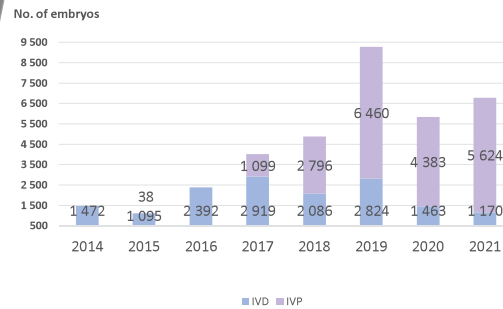


Embryo genotyping

- 6 794 embryos were reported for genotyping (2020: 5 846), out of which 83 % are IVP
- 4 countries reporting



EVOLUTION OF BOVINE EMBRYO GENOTYPING



Embryo production in other species



Equine



Country	In Vivo			In Vitro							
	Production		Transfers	Production			Transfers			Exported emb.	
	Coll.	Viable emb.	Fresh emb.	OPU	Oocytes	Emb.	Fresh emb.	Frozen domestic	Frozen foreign		
Estonia	10	8	8	0	0	0	0	0	0	7	0
France	1 156	624	846	0	0	0	0	45	0	0	0
Italy	0	0	0	3 440	45 836	6 764	7	727	0	3 498	0
Poland	0	0	54	0	0	0	0	0	34	0	0
Portugal	216	124	0	6	45	0	0	0	0	0	0
Russian Federation	16	12	11	0	0	0	0	0	0	0	0
Spain	4	4	0	0	0	0	0	0	0	0	0
Sweden	33	0	0	0	0	0	23	0	0	0	0
Switzerland				41	116	11	0	0	0	3	0
Total	1 435	772	919	3 487	45 997	6 775	30	772	41	3 501	

7 745 embryos produced, 1 721 transferred (2020 : 7 607 , 1 744)



Other Ruminants



Species	Country	Embryo collection		IVD Embryo transfer			IVD Exported emb.	OPU	Oocytes	Embryos
		Collec-tions	Viable emb.	Fresh emb.	Frozen dom.	Frozen foreign				
Goat	France	0	0	0	3	0	0			
	Spain	48	648	0	200	0	200	20	504	268
Sheep	Greece	3	13	0	0	0	0			
	Romania	2	27	27	0	0	0			
	Russian Fed.	0	0	0	0	1 878	0			
	Serbia	4	32	0	6	0	0			
	Spain	33	320	0	60	0	80	15	384	180
	UK	0	0	26 600	600	0	568			
Total		42	392	26627	666	1878	648			

Sheep : 42 embryo collections (2020 : 29) , 9.3 embryos/coll.



Statistics are available on AETE website:
Publications -> Statistics

Contact: statistics@aete.eu

Thank You to all data collectors
as well as teams and practitioners
providing data!